




Ni (주)엔아이텍
TECH NEW INSTRUMENTS TECHNOLOGY

LC15Dx Laser scanner
High accuracy with high resolution



New possibilities

without compromise





LC15Dx

Closing the gap with tactile probe accuracy

The LC15Dx is a viable alternative to a tactile probe for an increasing number of high precision CMM applications. Manufacturers gain a better appreciation of the dimensional quality of their products without compromising on cycle times. A wider variety of parts, geometry and materials can be measured more effectively, including many parts too small or fragile for a touch probe.

BENEFITS

Closing the accuracy gap

Thanks to the latest laser scanner technology the LC15Dx is closing the gap between laser scanner and tactile probe accuracy. In tests comparable to ISO 10360-2 MPE_P and ISO 10360-5 MPE_{AL} the LC15Dx achieved the accuracy associated with using a CMM and tactile probe. However, unlike a tactile probe, the LC15Dx uses non-contact 3D laser triangulation to measure the surface directly and eliminate probe compensation errors. The uncertainty and delay caused when a laser scanner is used before it has reached operating temperature, has been eliminated by a thermal stabilizer mounted inside the scanner body.

Versatile scanning without the hassle

Nikon's unique ESP3 technology intelligently adapts the laser settings for each measured point in real-time. A wider range and mix of surface materials, finishes, colors and transitions can be measured more efficiently without user interaction, manual tuning and part spraying, including small and fragile parts. Unwanted reflections are neutralised by an advanced software filter while changes in ambient light are absorbed by a high grade daylight filter.

Better appreciation of product quality

Global Compare provides a complete 3D visualization of dimensional quality. The entire part is checked to the CAD model and any areas of concern are immediately highlighted using Color Mapping. Further investigation and analysis is possible using fly-outs, sections and a library of Geometric Dimensioning and Tolerancing (GD&T). Inspection reports can be as simple or complex as required with follow-on reports fully automated.

PH10M/MQ autojoint

Automatic scanner and probe change

ESP3

Automatic laser settings

Thermal stabilizer


Zero warm-up

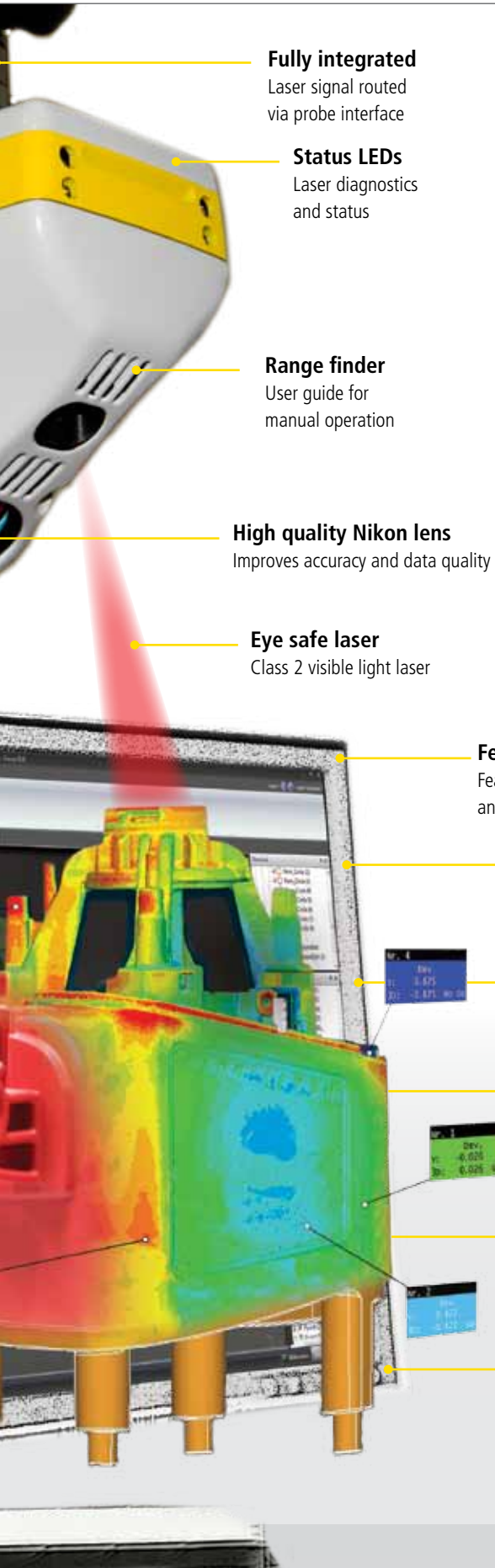
Reflection filter

Neutralizes unwanted reflections

Daylight filter

Absorbs ambient light





Fully integrated

Laser signal routed via probe interface

Status LEDs

Laser diagnostics and status

Range finder

User guide for manual operation

High quality Nikon lens

Improves accuracy and data quality

Eye safe laser

Class 2 visible light laser

Feature inspection

Feature measurement and GD&T library

Sections and profiles

2D section and profile analysis

CAD comparison

Direct comparison of measured part to CAD

Best-fit alignment

Best-Fit alignment of measured part to CAD

Point cloud management

Trim and filter point clouds

CAD export

Reverse Engineering and data storage

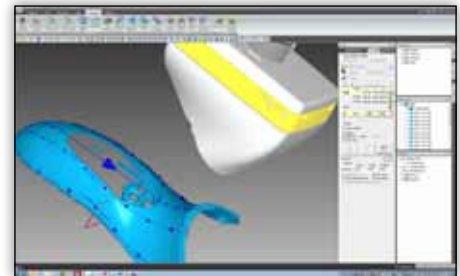
SOFTWARE

Intuitive software for every application

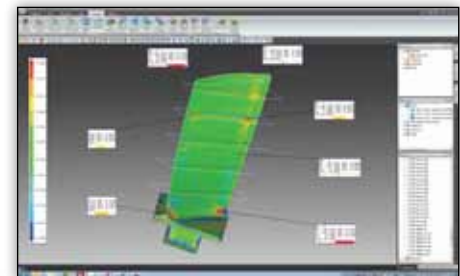
A selection of popular software packages for part-to-CAD and feature inspection are available for the LC15Dx, including FOCUS and CAMIO.

Key features include:

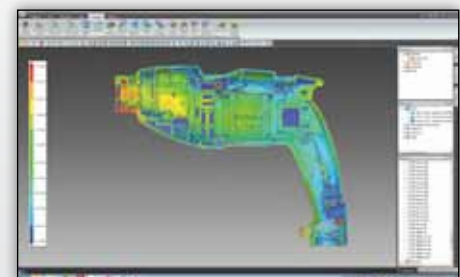
- CAD programming
- Best-fit alignment
- Part to CAD comparison
- Feature inspection
- Blade analysis
- Color reporting
- Multi-sensor CMM
- Offline programming
- Point cloud management
- GD&T library
- Teach & Learn programming
- Full simulation



Intuitive programming and offline simulation reduces preparation time



Blade section analysis combined with full 3D comparison



3D visualization of dimensional quality

APPLICATIONS

High precision parts and small geometry

The LC15Dx provides significant benefits for a wide variety of high precision parts and geometry, including small details, semi-rigid parts and the more demanding materials:

PROCESS	PRODUCTION - R&D - REVERSE ENGINEERING
METHOD	MACHINED - MOULDED - STAMPED - CAST - FORGED
MATERIAL	METAL - PLASTIC - RUBBER - CLAY - CERAMIC - COMPOSITES
FINISH	MACHINE - POLISHED - PLATED - PAINT - MIXED COLORS
STRUCTURE	RIDGED - SOFT - FLEXIBLE - FRAGILE
FEATURE	SURFACE - GEOMETRIC FEATURE - PROFILE - SECTION



Precision moulding
Measure small, soft and fragile parts



Medical implants
Inspect complex freeform geometry



Turbine blades
Eliminate probe tip compensation

MULTI-SENSOR CMM

Combine laser scanning with a tactile probe

In some cases a single sensor technology is insufficient for measuring all of the features. The LC15Dx can be combined with an optional tactile probe to create a versatile multi-sensor CMM. Depending on the application both technologies can be used independently or together in the same inspection program. Fully automatic sensor changing is possible with the addition of an optional change and storage rack which is mounted on the table of the CMM.



RETROFITS

Enhance the capability of your current CMM

Retrofitting your current CMM with an LC15Dx is a cost effective solution. The retrofit integrates with the existing CMM controller hardware and compatible probe system to provide a versatile multi-sensor CMM offering both non-contact and touch probe inspection.

LC15Dx retrofit kits are available for the follow CMM controller systems.

- Aberlink
- Deva
- Coord3
- Dukin
- LK
- Hexagon DEA
- Hexagon Brown & Sharpe
- Hexagon Sheffield
- Mitutoyo
- Mora
- Renishaw
- Wenzel
- Werth
- Zeiss



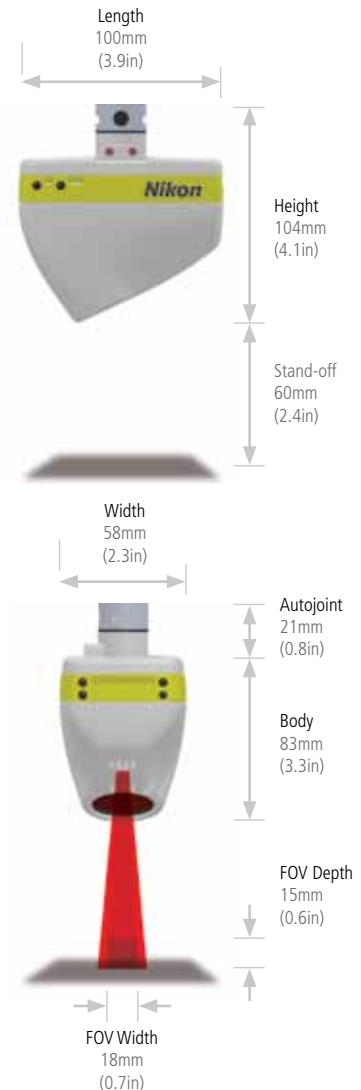
SPECIFICATIONS

Probing error (MPE _p) ¹	2.5µm (0.0001in)
Multi-stylus test (MPE _{AL}) ²	6µm (0.00024in)
Resolution (point spacing)	22µm (0.00087in)
Data acquisition (approx.)	70,000 points/sec
Points per line (approx.)	900
Measuring temperature range	18-22°C (64.4-71.6°F)
Operating temperature range	10-40°C (50-104°F)
Warm-up time	0 (zero) seconds
Weight	370g (13oz)
Ingress Protection	IP30
Power	110/240VAC, 50/60Hz 5A
Enhanced Scanner Performance (ESP3)	√
Daylight filter	√
Probe head compatibility ³	PH10M, PH10MQ, CW43, PHS
Laser type	Class 2 (670µm)

¹ Nikon Metrology test comparable to EN/ISO 10360-2

² Nikon Metrology test comparable to EN/ISO 10360-5, for CMM with accuracy of 2µm+L/350 or better

³ For CMM controller and probe head compatibility see LC15Dx datasheet.



LASER RADIATION
DO NOT STARE INTO THE BEAM OR VIEW
DIRECTLY WITH OPTICAL INSTRUMENTS
CLASS 2 LASER PRODUCT

Max output = 4.8 mW & 8.0 µJ
 660 & 635nm
 IEC 60825-1 Edition 2.0 2007-03
 Read instruction manual before use

Complies with 21 CFR 1040.10 and 1040.11,
 Laser Notice No. 50, dated June 24, 2007
 Due to the diverging beam, viewing the laser
 output with optical instruments (for example,
 eye loupes, magnifiers and microscopes) within a
 distance of 100 mm may pose an eye hazard.

LC15Dx

Closing the gap with touch probe accuracy



NIKON METROLOGY NV

Geldenaaksebaan 329
B-3001 Leuven, Belgium
phone: +32 16 74 01 00 fax: +32 16 74 01 03
info@nikonmetrology.com

NIKON METROLOGY EUROPE NV
tel. +32 16 74 01 01
sales_europe@nikonmetrology.com

NIKON METROLOGY GMBH
tel. +49 6023 91733-0
sales_germany@nikonmetrology.com

NIKON METROLOGY SARL
tel. +33 1 60 86 09 76
sales_france@nikonmetrology.com

NIKON METROLOGY, INC.
tel. +1 810 2204360
sales_us@nikonmetrology.com
www.nikoninstruments.com

NIKON METROLOGY UK LTD.
tel. +44 1332 811349
sales_uk@nikonmetrology.com

NIKON CORPORATION

Shin-Yurakucho Bldg., 12-1, Yurakucho 1-chome
Chiyoda-ku, Tokyo 100-8331 Japan
phone: +81 3 3773 9026 fax: +81 3 3773 9062
www.nikon-instruments.jp/ena/



(주)엔아이텍
NEW INSTRUMENTS TECHNOLOGY

www.nitech.co.kr Tel. 02-6925-1048

More offices and resellers at www.nikonmetrology.com